

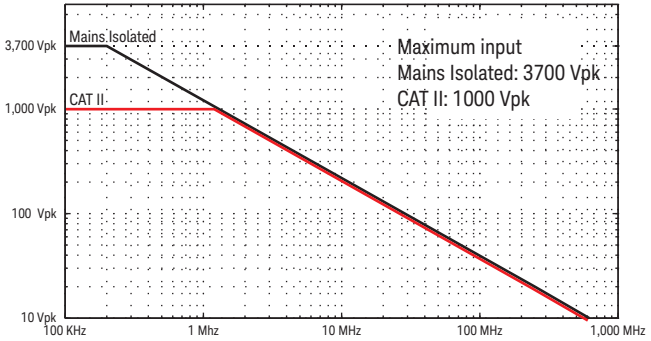


# Keysight 10076C High Voltage Probe

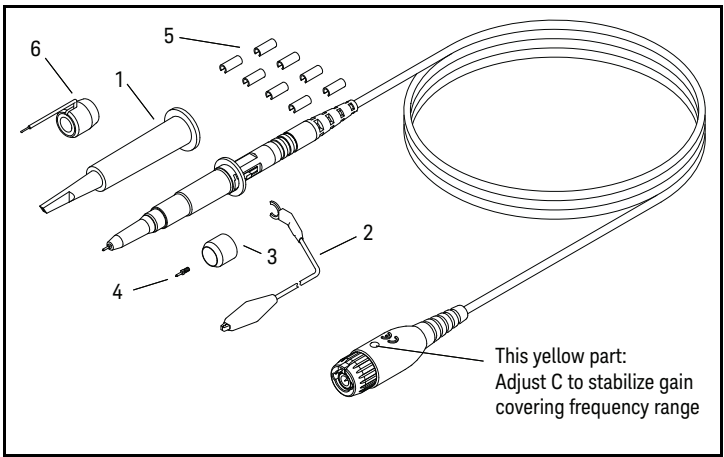


## Characteristics

<b>System Bandwidth</b>	<ul style="list-style-type: none"><li>• 500 MHz when used with 500 MHz bandwidth oscilloscope</li><li>• Oscilloscope bandwidth when used with oscilloscope with <math>\leq 150</math> MHz bandwidth</li></ul>
<b>System Risetime (Calculated)</b>	<ul style="list-style-type: none"><li>• <math>&lt; 0.7</math> n sec when used with 500 MHz oscilloscope</li><li>• Oscilloscope risetime when used with oscilloscope with <math>\leq 150</math> MHz bandwidth</li></ul>
<b>Attenuation Ratio</b>	100:1
<b>Input Resistance</b> (when terminated into $1\text{ M}\Omega$ )	$66.7\text{ M}\Omega$
<b>Input Capacitance</b>	$\approx 3\text{ pF}$
<b>Maximum Input</b> (pollution degree 2)	 3700 Vpk ( $2650\text{ V}_{\text{rms}}$ ) (mains isolated) 2650 Vdc (mains isolated) 1000 Vpk (dc + ac peak) CAT II (post receptacle mains) DO NOT connect to a circuit above these maximums.
<b>Compensation Range</b>	6 - 18 pF
<b>Probe Readout</b>	Yes
<b>Operating Temperature</b>	$0\text{ }^{\circ}\text{C}$ to $50\text{ }^{\circ}\text{C}$
<b>Humidity</b>	90% RH Non-condensing
<b>Shock</b>	400g 1/2 sine wave on tip end 50g 1/2 sine wave on BNC end
<b>Propagation Delay</b>	$\approx 8\text{ ns}$ (1.8 m probe cable length)
<b>Altitude</b>	3000 m (indoor use only)



**Probe Derating Curve (frequency limits measurable voltage)**



**Included Accessories**

Item	Description	Qty
1	Retractable Hook Tip Adapter	1
2	Ground Lead	1
3	Insulation Cap	1
4	Measuring Pin	2
5	Identification Tags	8
6	Spring Ground Tip (order N2789A)	1

NOTE: Items 1-5 are included in the 10077A replacement accessory kit. Order N2789A for a replacement spring ground tip (qty 1).

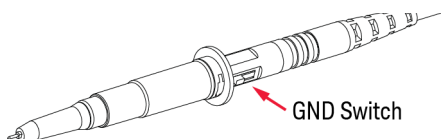
When using any accessory, the probe assembly-accessory combination is only rated for measurements on mains isolated circuits, not CAT II, III, or IV circuits.

## Inspecting the Probe

On receiving the shipment, inspect the probe and its accessories. If there is a mechanical damage or a defect, or if the probe does not operate properly or pass calibration tests, notify your Keysight Technologies Sales Office.

## Verifying the Ground Level

The GND level can be confirmed when the probe is connected to the signal line. This is achieved by observing the signal waveform and pressing the GND switch.



## Cleaning the Probe

If the probe requires cleaning, disconnect it from the oscilloscope and gently clean it with a soft cloth dampened with a mild soap and water solution. Wipe with clean water to remove the detergent and then dry thoroughly with a clean cloth. Make sure that the probe is completely dry before reconnecting it to an oscilloscope.

## Returning the Probe for Service

For all repair, service, or calibration needs, you can send the probe to an authorized service center. Visit <http://www.keysight.com/find/assist> to find a service location.

## Safety Checks and Warnings

### WARNING

This probe has a cable with a built-in wear indicator. When the insulation of the cable deteriorates, the wear indicator becomes visible. Do not use the probe when the contrasting color (black) is visible through the cable jacket. Using a product with a worn cable may result in electric shock, fire, or equipment failure.

### WARNING

Avoid contact of the probe cable with hazardous live voltages. The rated voltage of the probe tip is higher than the rated voltage of the probe cable. If the cable contacts hazardous live voltages, it will not provide adequate protection. Contact of the cable with hazardous live voltages may result in electric shock, fire, or equipment failure.

### WARNING

When using the N2789A Spring Ground Tip accessory, the spacing between the ground tip and probe tip when in use must be a minimum of 25.2mm.

### NOTE

If the probe is used in a manner not specified by the manufacturer, the protection that the probe provides may be impaired.

# Instrument Markings



The CE mark is a registered trademark of the European Community.



This product complies with the WEEE Directive (2002/96/EC) marking requirements. The affixed label indicates that you must not discard this electrical/ electronic product in domestic household waste. Product Category: With reference to the equipment types in the WEEE Directive Annex I, this product is classed as a “Monitoring and Control instrumentation” product. Do not dispose in domestic household. To return unwanted products, contact your local Keysight office, or refer to [www.keysight.com](http://www.keysight.com) for more information.

---

© Keysight Technologies 2014, 2018  
1900 Garden of the Gods Road  
Colorado Springs, CO 80907



\* 1 0 0 7 6 - 9 2 0 0 7 \*

10076-92007, August 2018  
Printed in Japan